

## Manuals+

User Manuals Simplified.



# HIMO H1 Folding E-Bike User Guide



**HIMO H1 Folding E-Bike User Guide**

## Precautions for use

Do not harm yourself by lending your car to someone who can't handle it. When riding in rainy and snowy weather, the braking distance will be extended. Slow down and walk slowly. Avoid traveling in bad weather such as heavy rain. Before riding, check that the braking system is working properly and clean the reflector to avoid occlusion. It is recommended for people aged between 16 and 50 and weighing less than 75kg.

Cyclists under the age of 16 should ride under the supervision of adults. It is not recommended for people outside the scope to use the bicycle. If it is really necessary to use the bicycle, it should bear additional risks caused by different body functions

## Safe use of the product

Please strictly abide by the traffic laws and regulations, and prepare protective equipment such as helmet and protective gear before riding, and pay attention to driving safety. It is strictly prohibited to ride with one hand holding handlebars and both hands off handlebars. Do not park at building doors, evacuation staircases, walkways, and exits. Do not charge and park in the residential building, charging should be away from combustible materials, please charge according to the specified time, charging time should not be too long. Proper use and maintenance of batteries, old batteries shall not be dismantled without authorization, should be organized by professional departments to recover. Understand the usage and warning terms of the charger, and use the original charger.

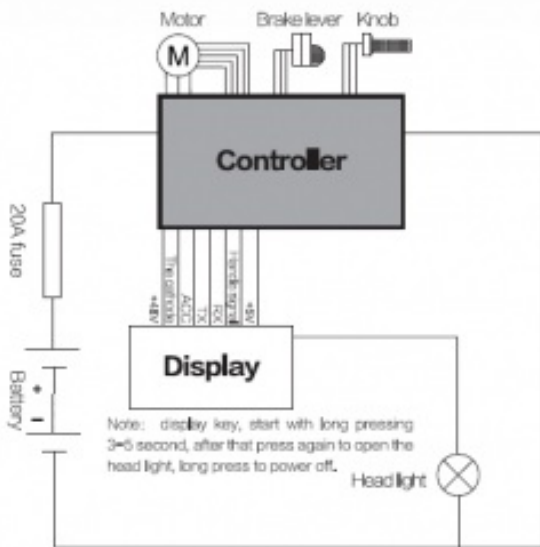
## Preparation before riding

- Power supply circuit, lighting lighting is good.
- Before riding, please check whether all parts of the car are clamped tightly to avoid accidents
- Check the reflector for damage or contamination before cycling

## Vehicle coding position map



## Electrical schematic



Under the condition of full power, the endurance is 75kg, the temperature is about 25°C , the environment of flat road is still without wind, and the driving condition is measured at 15km/h uniform speed under the energy-saving mode. The actual endurance will be different due to factors such as load, temperature, wind speed, road surface and operating habits.

### Main technical parameters of the bike

Size of outer shape	(riding oondition) 955 x 840 x 485mm
Size of outer shape	(minimum storage) 455 x 320 x 230mm
Size of outer shape	(thinnest for storage) 630 x 560 x 135mm
Weight	14.5kg
The largest load	75kg
Highest speed ,	s;18km/h
Climbing ability	<5'
Range	<30km
Brake distance	<5m ( Dryness )

#### Main technical parameters of the motor

Motor type	De brushless low speed motor
Rated power	180W
Maximum speed	550r/min
The rated voltage	36V
Maximum output torque	7N.m
The spec. of motor	
The input voltage	100~240VAC
The output voltage	42V
The output a.JrTent	1.5A
Charging time	4-6h
The spec. of battery	
Battery type	Ion battery
Capacity	7.5AH
Nominal voltage	36V
Under voltage value	30±1V

### About H1



***Smallest storage***



***Slimmest storage***



***Solemn reminder***



***Supporting state***

Before riding, check whether the safety buckles of all parts of the bike are tightly locked to avoid safety accidents

### **Folding steps**



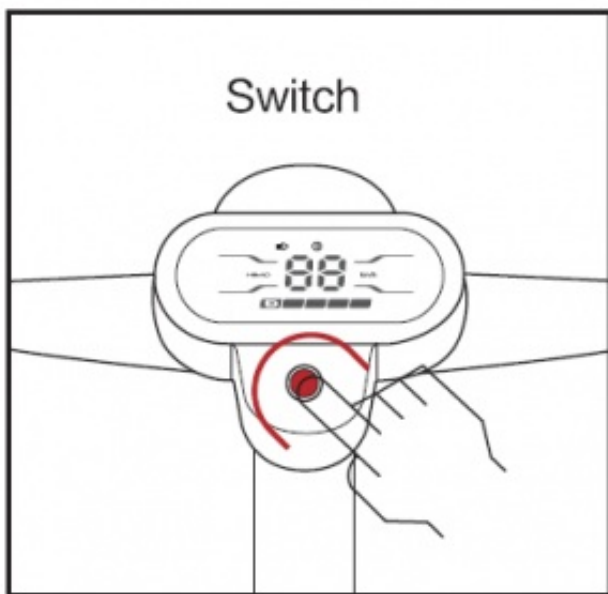
***Unfolded***



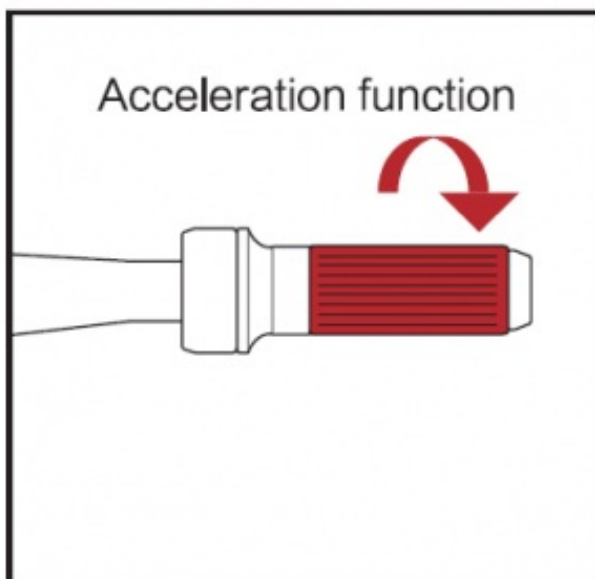


*Folded*

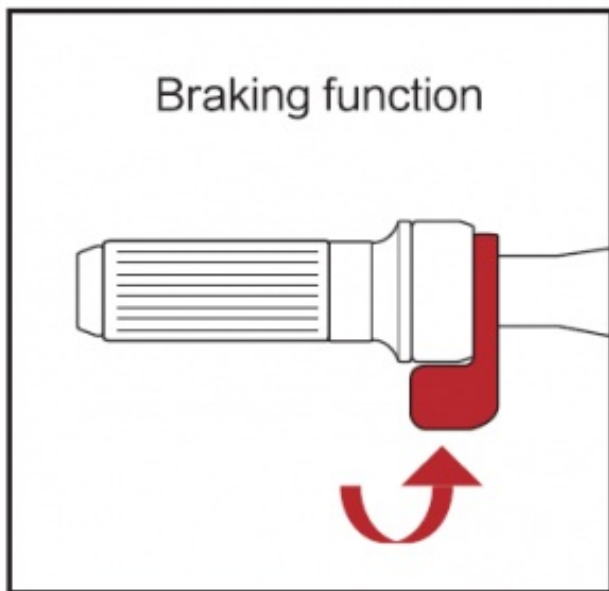
## Riding operation



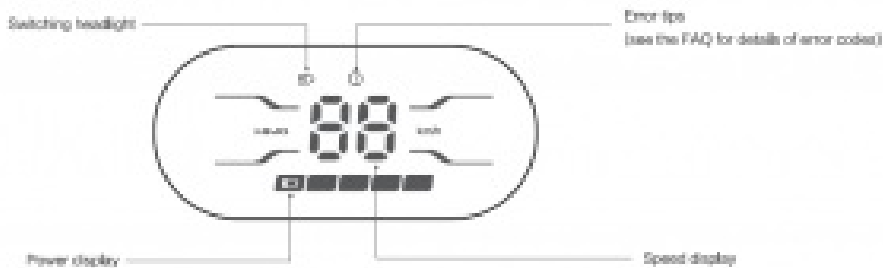
Long press 2s button: power ON / OFF Press the button 2 times in a row: headlight ON / OFF



Turn the speed control knob in the direction shown in the figure to accelerate the vehicle



Turn the dial brake lever in the direction shown in the figure to complete the vehicle's electronic brake



## Riding conditions

The HIMO HQ folding electric vehicle is a coldplay electric vehicle, not a daily cycling electric bicycle, Do not use HIMO H1 to ride on motorized and non-motorized roads.

It is recommended to use HIMO H1 in indoor areas with smooth road surface and playgrounds of park, playground and other places without motorized vehicles. Feet are only used for placing feet.

## Warm prompt

It is only applicable to fiat and hard road, not to the place with obstacles and bumps Do not ride on water, mud, sand, grass or other uneven or slippery roads

It is recommended that you ride in an area allowed by local law

## Prohibited items

Do not ride on low-traction surfaces (including but not limited to wet surfaces, soft sand, soft sand, ice or slopes of >5 degrees) ; It is forbidden to keep folding car in the car or under high temperature environment for a long time Do not ride with one – handed handle or both hands off the handle Do not use folding vehicle to carry things

## About the battery

Before use, confirm that the battery model is the original battery of the whole vehicle. Do not use other brand batteries at will Check the appearance of lithium battery is in good condition, there is no damage, leakage, hot water and smoke In order to ensure the safety of transportation, the ex-factory electric quantity of the battery is about 30%. Due to the selfconsumption of electricity during transportation and storage cycle, the electric quantity is low or no electric quantity during the firstuse. This is a normal phenomenon.

## Using The environment

The optimal operating environment is 10° -45° The usable capacity at -10° is 70%, the usable capacity at 0° is about 85%, and the usable capacity at 25° is 100% If the battery has odor, heat, deformation and other abnormal conditions, please immediately stop using;Keepaway from batteries and contact aftersales.

## Warning

The battery is not a part that can be repaired by the user. If there is any abnormal phenomenon, please contact the after-sales department for maintenance.the battery to produce heat, smoke, fire, explosion.  
Unauthorized dismantling of the battery will not be subject to the three-package policy, and may cause

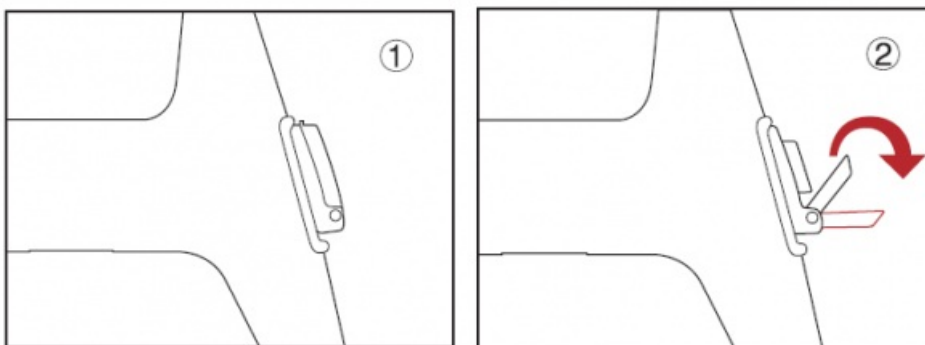
## Charging environment

Use battery charger for charging, do not use other brand or model charger for charging. Please charge the battery at the ambient temperature of 0° -40° to ensure that the surroundings are free from flammable substances and well ventilated. Charging time description: the charging time of the battery should not exceed 12 hours. Excessive charging will affect the battery life and there are safety risks. In the early stage of charging, the electric quantity rises quickly, while in the later stage it rises slowly. This is the procedure set for charging safety, which is normal. When charging in winter, when the outdoor temperature is low and the environment is below 0°C, the battery will stop charging. This is a normal phenomenon. Please place the battery at an appropriate ambient temperature for charging to ensure the charging effect. Do not charging outside when bad weather  
During the charging process, the charger has a temperature rise effect and the surface temperature is high, which is a normal phenomenon. Please feel free to use it and pay attention to avoid children's touch

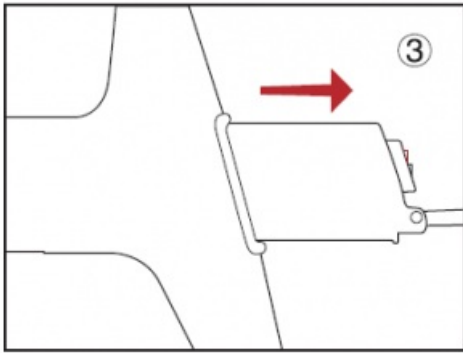
## Storage environment

After the battery is placed in the car, the battery power will be slowly consumed due to the vehicle's working reasons. The vehicle can be placed for up to two months. The meter shows that the power decline is normal.  
Please store the battery at the ambient temperature of 0° -25° . Do not store the battery in an environment higher than 45° , otherwise the battery will suffer irreversible capacity attenuation. If the vehicle is not used for a long time (such as winter, summer or other special cases), the battery must be taken out and stored separately, and regularly maintained and charged. The longest maintenance and charging time is 2 months, otherwise it may lead to electricity  
The pool power is completely exhausted, resulting in irreversible damage. For such problems, the battery failure will no longer be within the range of three guaranteed policy. The most suitable storage capacity of the battery is 50%, if the battery is less than 10% or more than 90%, long-term storage will lead to irreversible capacity degradation of the battery. Avoid storing the battery in a risky location where a drop could cause uncontrollable damage to the battery and could cause leakage, heat, smoke, fire or explosion.

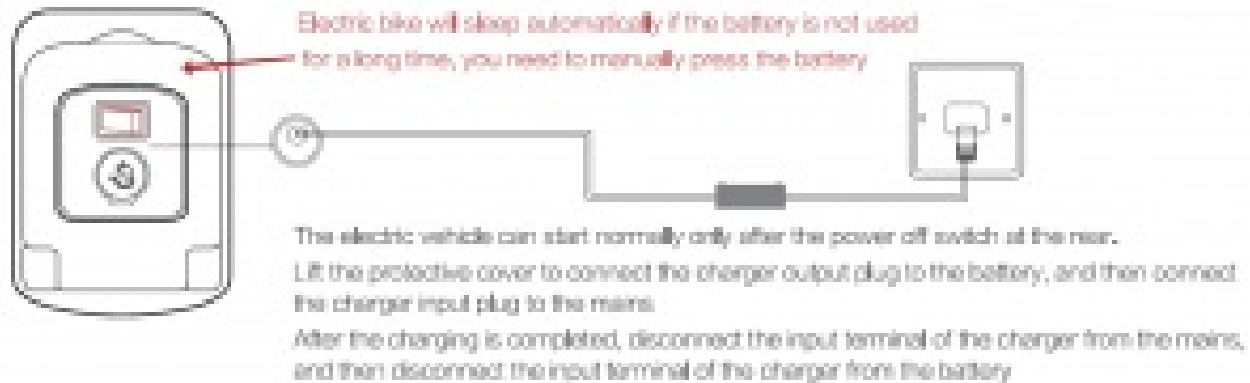
## Battery remove and charging instruction



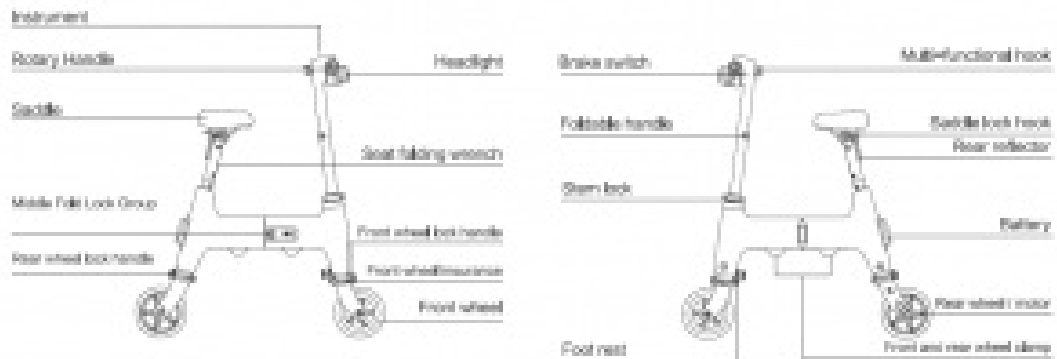




Battery removal and charging Open the battery box wrench and pull it out to remove the battery  
**Note:** If you can't pull it out smoothly, please push it upwards and pull it.



## COMPONENT DESCRIPTION



## Maintenance and repair

### Regular vehicle inspection

Whether the fasteners are locked and whether the joints in each part are normal; Whether the tread pattern affront and rear tires is worn and cracked, whether the driving, whether the driving system is smooth; Is the braking system working whether the brake system is normal Whether the locking mechanism of folding part is normal

### Method of vehicle storage

When the product is not used for a long time, please do not store it in the outdoor environment, under bright light and subzero temperature for a long time, and the distance from the heat source (heating equipment, etc.) should not be less than 2M; Store in a dry, clean, well-ventilated indoor environment with a temperature of 10° -45° and a relative humidity of no more than 90%; If you do not use the car for a long time, pay attention to do regular charging (generally about two months apart) to maintain the battery performance. This product should not contact with corrosive liquid to avoid any mechanical impact and pressure

## Transport

In the process of transportation, should not be subjected to violent mechanical impact, sun,rain, chemical corrosive substances and harmful gas erosion; In the process of loading and unloading, the product should be handled gently, strictly prevent the fall, roll and pressure.

## Maintenance and cleaning instructions

Do not flush with water to avoid potential accidents caused by wetting of internal electronic parts and wiring; Please use neutral cleaner, gently wipe the dirt on the surface of paint or plastic parts with a cloth, and then wipe it clean with a dry cloth. Please use lubricating oil to clean the metal parts of the car body for maintenance. Do not oil the brake parts to avoid brake failure and danger.

## Troubleshooting

Problem	Cause	Solution
Turn on the power, power not working	The vehicle is not powered	<ol style="list-style-type: none"><li>1. The battery is under voltage, charge the battery</li><li>2. Check if the battery power switch is turned on</li></ol>
Turn on the power, turn the handle, the motor will not start	<ol style="list-style-type: none"><li>1. In the brake state</li><li>2. Rotary handle failure, motor failure, controller failure</li></ol>	<ol style="list-style-type: none"><li>1. Whether the brake lever is in the locking state</li><li>2. Observe the alarm code of the instrument and contact customer service</li></ol>
Insufficient range	<ol style="list-style-type: none"><li>1. Insufficient battery charge</li><li>2. Driving under complex road conditions, frequent braking start</li><li>3. Battery aging or normal attenuation</li><li>4. Low ambient temperature,</li></ol>	<ol style="list-style-type: none"><li>1. Check if the charger is damaged</li><li>2. Develop good driving habits</li><li>3. Replace the battery</li><li>4. It is normal</li></ol>
The battery cannot be charged	<ol style="list-style-type: none"><li>1. The charger plug is not plugged in</li><li>2. The battery temperature is too low, the battery temperature is too high</li><li>3. Battery undervoltage</li><li>4. The charger is damaged</li></ol>	<ol style="list-style-type: none"><li>1. Check if the charger plug is loose</li><li>2. Wait for the battery to resume charging temperature</li><li>3. Contact customer service</li><li>4. Check if the charger is working properly</li></ol>
No response from electronic brake	Vehicle is not powered	The vehicle must be powered on before the electronic brake can brake normally

## RoHS

Bike name	HIMO H1 folding e-bike					
The name and content of harmful substances in the product						
Parts name	Hazardous substance					
	(Pb)	(Hg)	(Cd)	(Cr(VI))	(PBB)	(PBDE)
Display	○	○	○	○	○	○
Head lamp	○	○	○	○	○	○
Tail lamp	○	○	○	○	○	○
Battery	○	x	○	○	○	○
Controller	○	x	○	○	○	○
Charger	○	○	○	○	○	○

1, This form is prepared in accordance with the provisions of SJ/T 1136 O: indicates that the content of the hazardous substance in all homogeneous materials of the part is below the limit set by GB/T 26572. X: indicates that the content of the hazardous substance in at least one homogeneous material of the component exceeds the limit specified in GB/T 26572.



# HIMO

The principal:  
Manufacturers:  
HIIVIO  
Shanghai HIMO Electric Technology Co.LTD  
Tianjin Fuji-ta Technology Co.LTD  
Producer: Tianjin Fuji-ta Technology Co. LTD  
Manufacturer add: Taian road and AIMA road, south distr development zone, tianjin  
Service number: 400-182-9808